


LA STESSA QUANTITÀ

The image contains six circles arranged in two columns. Each circle contains a set of objects and is accompanied by a label box:


- Top-left circle: 1 carrot. Label box: 1.
- Top-right circle: 6 rabbits. Label box:
- Middle-left circle: 3 carrots. Label box: 3.
- Middle-right circle: 1 rabbit. Label box:
- Bottom-left circle: 6 carrots. Label box: 6.
- Bottom-right circle: 3 rabbits. Label box:

Attività: collega gli insiemi che contengono la stessa quantità di elementi e completa con i numeri
Indicatore: confrontare insiemi in base alla quantità



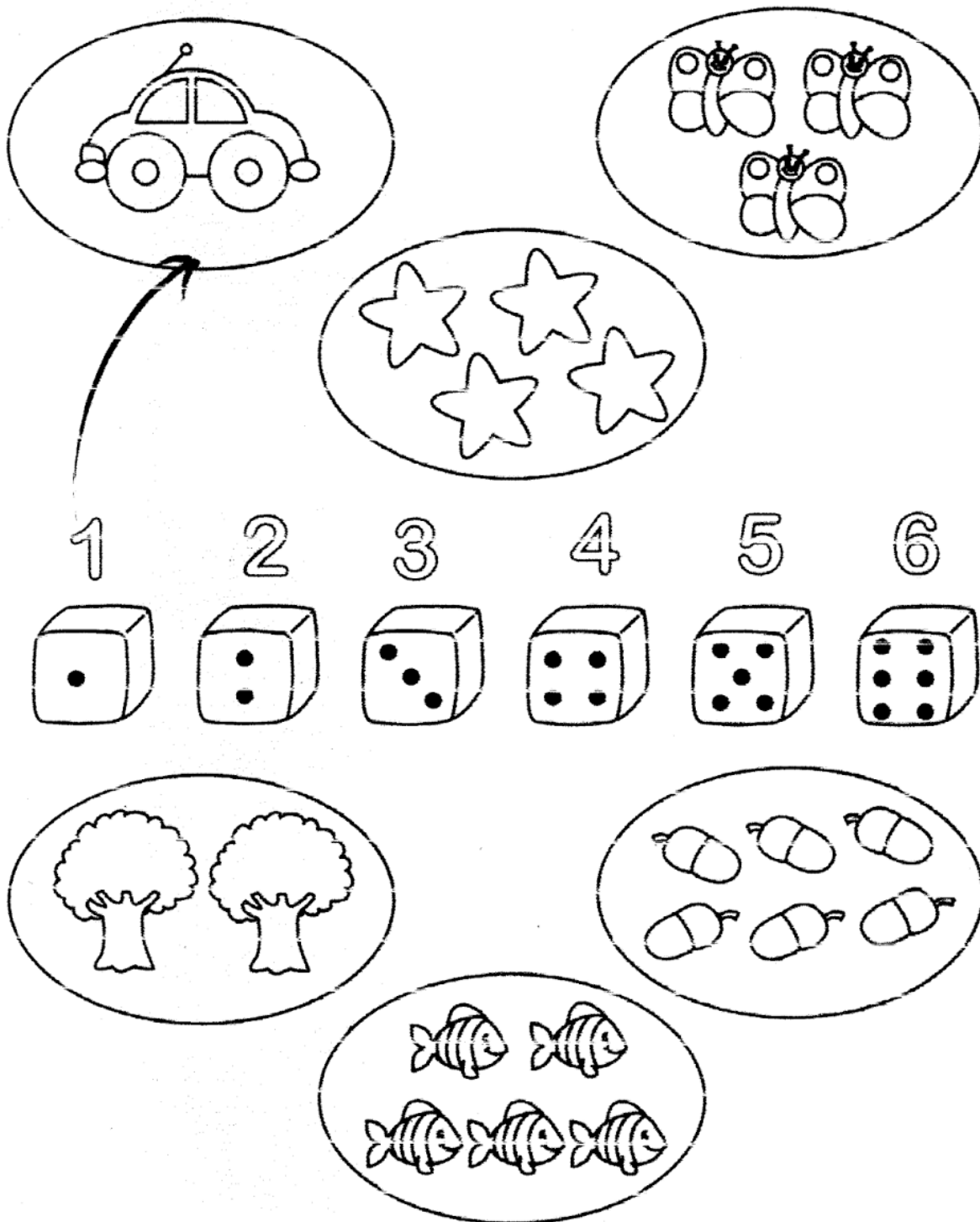
Osserva i cartellini e disegna negli insiemi gli elementi mancanti.
Contare e registrare quantità.

Tanti quanti








Colora tanti quadratini quanti sono i biscotti quadrati e quelli rotondi:
quanti sono di più e quanti di meno? Colora la scheda.

DATA NOME COGNOME

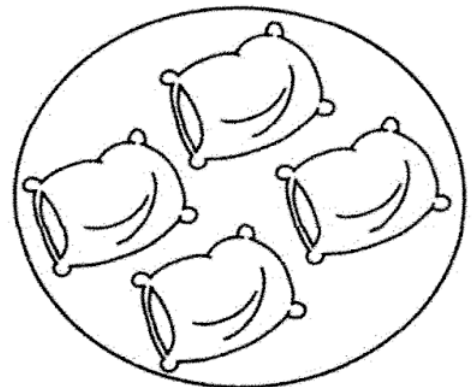

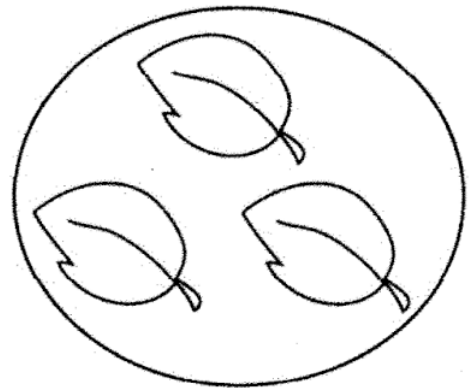
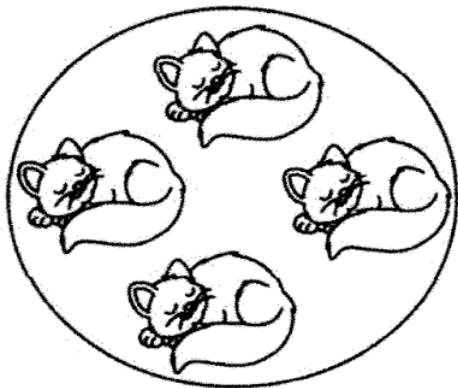




CONTA GLI OGGETTI NEGLI INSIEME E COLLEGALI AL DATO CHE RAPPRESENTA LA STESSA QUANTITÀ





COLORA TANTI QUADRATINI QUANTI SONO
GLI ELEMENTI CONTENUTI NEL VASSOIO

FACCIAMO IL CONTO



Attività: quanti sono? Collega gli insiemi che contengono lo stesso numero di elementi
Indicatore: confrontare e porre in relazione quantità



Colora solo il cesto con il numero maggiore di carote.

Confrontare quantità entro la decina.